



Architectural Conservation Studio



Erasmus+

ARCHITECTURAL CONSERVATION STUDIO

11. PALAZZO STERNBERG (VIENNA)



SAPIENZA
UNIVERSITÀ DI ROMA

Prof. Calogero Bellanca

Course of architectural and conservation studio

ARCHITECTURAL CONSERVATION STUDIO

PROGRAMME OF LECTURES		CONTACT HOURS		
		LECTURES	EXERCISE	DESIGN
1	A brief guide to graphic representations	3	4	2
2	Methodical study of monuments	5	3	
3	Methodical study of monuments. Church of "La Martorana". Tower bell and new façade.	3	2	
4	Methodical study of monuments. The medieval tower bell. Comparisons.	3	2	2
5	Sermoneta: the church of Santa Maria Assunta	4	2	
6	Antonio da Sangallo il Giovane	3	2	
7	Antonio da Sangallo il Giovane and some of the Via Appia (Rome)	3	1	
8	Italian architecture from 16 th to 18 th century; diffusion in Central Europe. ZAMOSC. Study and proposals for conservation.	3	1	
9	"Roma Barocca" (<i>Baroque Rome</i>)	4	1	
10	Italian architecture from 16 th to 18 th century; diffusion in Central Europe. LANDSHUT AND OTHER EXAMPLES. Study and proposals for conservation.	3	2	2
11	Palazzo Sternberg (Vienna)	2	1	
12	Liturgical adaptation.	3	1	
13	Liturgical adaptation II	3	2	
14	Graphic representations. Examples I	4	3	2
15	Graphic representations. Examples II	4	3	2
		TOT 50	TOT 30	TOT 10

ELEVENTH LESSON:
ARCHITECTURAL CONSERVATION STUDIO
Palazzo Sternberg (Vienna)



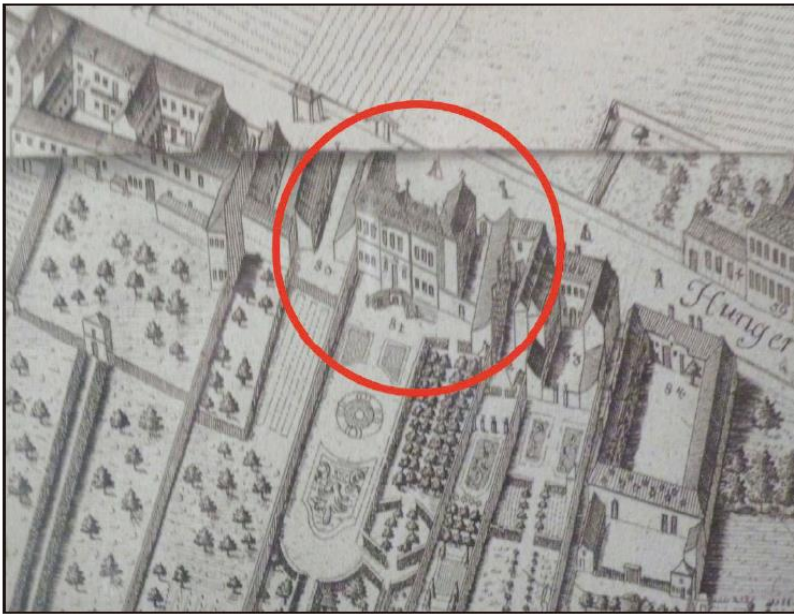
Partial view with the central façade. Photo by C.B. 2015




Palazzo Sternberg façade, before the restoration. Photo by C.B. 2012



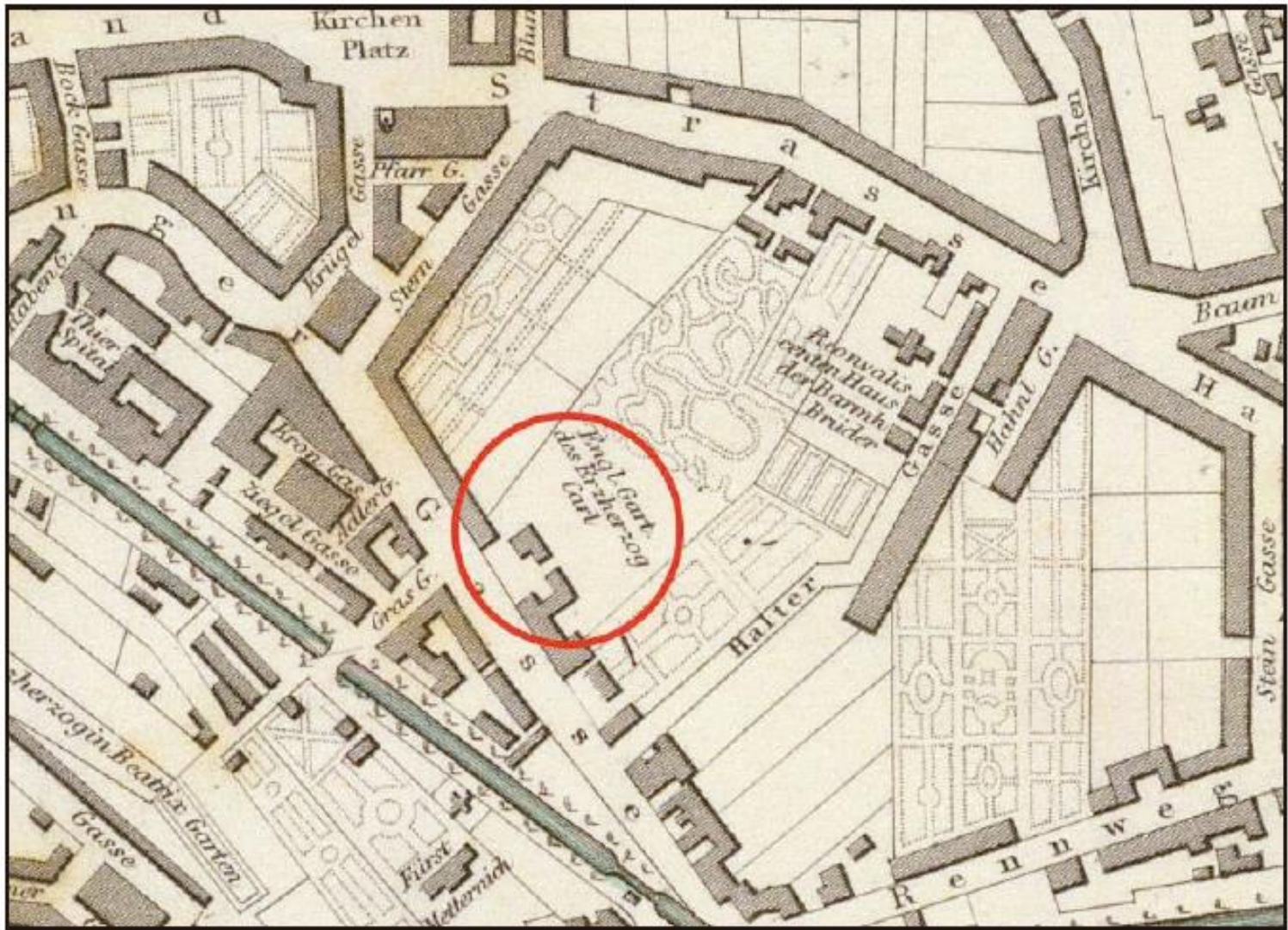
Façade after the restoration of 2014/2015. Photo by C.B. 2015



1773-1778, Vienna, Detail of the “Ungargasse” with the pre-existent of the current Palazzo Sternberg, by J.D. Huber



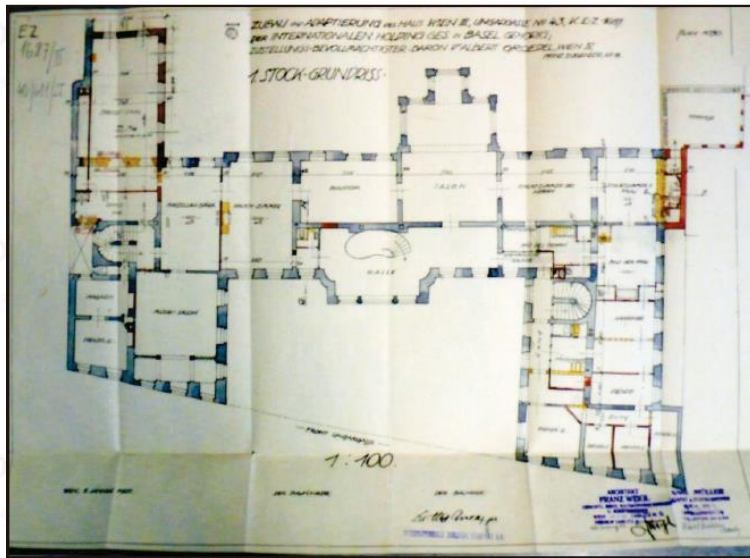
Historical Atlante of Vienna, 1770 – Vienna and suburbs, reproduction of a map of J. Nagel



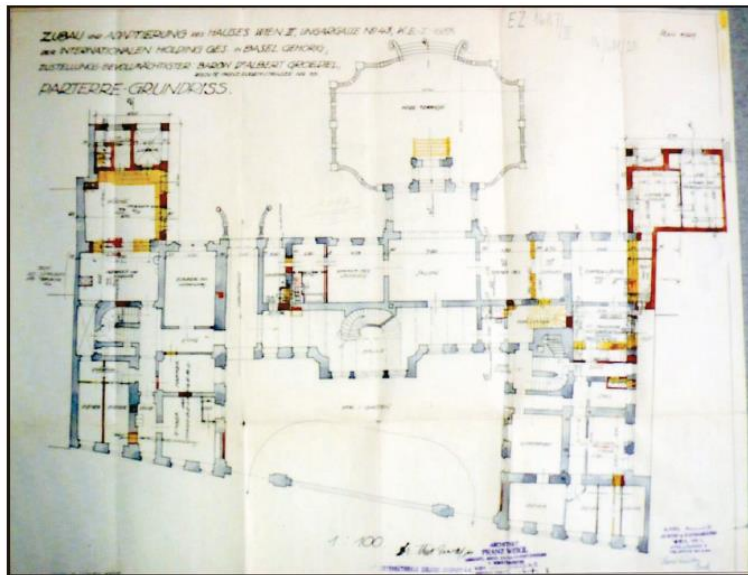
1833 – Vienna, Landstraße, III, District, the location of the palace is mentioned but the picture looks incomplete, maybe that is because of the ongoing works, like a gap in the organism.



Palazzo Sternberg, Ungargasse 43, III, Bez., Ehem., Photo Archive of Bundesdenkmalamt (Reiffenstein)



Magistrat Wien Archive, first floor plan, highlighting the interventions in red, the additions in black, and the demolitions in yellow.



Magistrat Wien Archive, ground floor plan



View of the elevation to the garden. Photo by C.B. 2015



View of the current garden. Photo by C.B. 2015



Gartenpavillon, parcial view. Photo by C.B. 2015



Staircase and view of the “foyer”. Photo by C.B. 2015



“Piano Nobile” with the staircase and the large glazed windows. Photo by Paola Zofrea (Gennaio 2016)



Partial view of the “White Room” (called by Dante), to the garden. Photo by C.B. 2015




“Blue Room”, with the garden view.
Photo by C.B. 2015



Tuscany Room.
Photo by C.B. 2015



Jugendstil chandelier in the Istitute Direction's secretary room. Photo by C.B. 2015



Ornamental handles and hardware from the Bathroom, Management Area, and Dante Room, respectively. Photo by C.B. 2015

Microbibliography

- C. BELLANCA, *Palazzo Sternberg. Un palinsesto per l'Europa*, con due contributi di Andreas Lehne e Fabrizio Iurlano, Aracne editrice, Roma 2018.



**Project "SURE - Sustainable Urban Rehabilitation in Europe"
implemented in frames of Erasmus+ Programme
Key Action 2: Strategic Partnership Projects
Agreement n° 2016-1-PL01-KA203-026232**

This publication has been funded within support from the European Commission.

Free copy.

This publication reflects the views only of the author, and the Commission cannot be held responsible for any use which may be made of the information contained therein.

**Co-funded by the
Erasmus+ Programme
of the European Union**

